



Customer / 客户名称

Designer / 设计师

Demand person & department / 需求人&部门

HD USA

yejiezhen

Jane Peng/sales

Production date / 制作日期

Material / 材质

Size / 尺寸

Color / 颜色

2021/03/01

210x148.5mm

BLACK

Confirmation date / 确认日期

Language / 语种

Common / 通用

Special / 专用

EN

L6020003MU01 L6020003WU01 C3电池盒说明书

Data Center

Compliance

Marketing

NPD

Sample Room/NPI Dept

Sales Dept

OA

Graphic Team

NA

NA

NA

NA

NA

Date:

Date:

Date:

Date:

Date:

Date:

Date:

Date:

IMPORTANT SAFETY INSTRUCTIONS

When installing and using this electrical equipment, basic safety precautions should always be followed, including the following:

READ AND FOLLOW ALL INSTRUCTIONS

Keep for future reference. Failure to follow these warnings and instructions can result in serious injury or death to users, especially children.

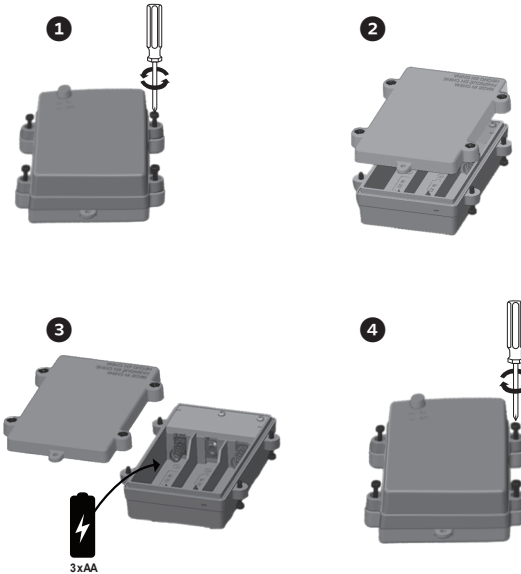
WARNING

1. Indoor and outdoor use.
2. Do not cover this product with any material when in use.
3. Dispose of all exhausted batteries properly.
4. Non-rechargeable batteries are not to be recharged.
5. Always purchase the correct size and grade of battery most suitable for the intended use.
6. Always replace the whole set of batteries at one time, taking care not to mix old and new batteries or batteries of different types.
7. Ensure the batteries are installed correctly with regard to polarity (+ and -).
8. Remove batteries from equipment which is not to be used for an extended period of time.
9. Remove used batteries promptly.
10. Do not mix alkaline, standard (Carbon - Zinc), lithium, or rechargeable (NiCd, NiMH or other type) batteries.
11. Dispose of batteries properly by following directions on batteries.
12. Replace only with AA type batteries.
13. WARNING: SMALL PARTS, KEEP AWAY FROM CHILDREN.
14. Remove batteries when not used for an extended period of time, or when depleted.
15. Clean the battery contacts prior to battery installation.
16. DO NOT DISPOSE OF BATTERIES IN FIRE. BATTERIES MAY EXPLODE OR LEAK.

CAUTION

1. Exhausted batteries should be removed from the battery holder.
2. Never allow any plastic part of this control box to come in contact with any source of heat or flame.

SETUP INSTRUCTIONS



OPERATING INSTRUCTIONS

1. Press the ON/OFF button once to turn the unit ON.
2. Press the ON/OFF button again to turn the unit OFF.

If product is malfunctioning, before returning call the Customer Service line: 1-877-527-0313.

IMPORTANT SAFETY INSTRUCTIONS:

When using electrical products, basic precautions should always be followed including the following:

a. READ AND FOLLOW ALL SAFETY INSTRUCTIONS

- b) Do not use the seasonal products outdoors unless marked suitable for indoor and outdoor use.
- c) This seasonal use product is not intended for permanent installation or use.
- d) Do not mount or place near gas or electric heaters, fireplace, candles or other similar source of heat.
- e) Do not secure the wiring of the product with staples or nails, or place on sharp hooks or nails.
- f) Do not let lamps rest on the supply cord or on any wire.
- g) Unplug the product when leaving the house, when retiring for the night, or if left unattended.
- h) This is an electric product - not a Toy! To avoid risk of fire, burns, personal injury and electric shock, it should not be played or placed where small children can reach it.
- i) Do not use this product for other than its intended use.
- j) Do not hang ornaments or other objects from cord, wire, or light string.
- k) Do not close doors or windows on the product or extension cords as this may damage the wire insulation.
- l) Do not cover the product with cloth, paper or any materials not part of the product when in use.
- m) This product is equipped with push-in LED type lamps. Do not twist lamps.
- n) Read and follow all instructions that are on the product or provided with the product.

o) SAVE THESE INSTRUCTIONS

CAUTION: To reduce the risk of fire and electric shock: a) Do not install on trees having needles, leaves or branch covering of metal or materials which look like metal, b) Do not mount or support strings in a manner that can cut or damage wire insulation.

USE AND CARE INSTRUCTIONS

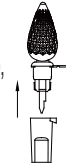
- a) When the product is placed on a live tree, the tree should be well maintained and fresh. Do not place on live trees in which the needles are brown or break off easily. Keep the tree holder filled with water.
- b) If the product is placed on a tree, the tree should be well secured and stable.
- c) Before using or reusing, inspect product carefully. Discard any products that have cut, damaged, or frayed wire insulation or cords, cracks in the lampholders or enclosures, loose connections, or exposed copper wire.

- d) When storing the product, carefully remove the product from wherever it is placed, including tree branches or bushes, to avoid any undue strain or stress on the product conductors, connections, and wires.
- e) When not in use, store neatly in a cool, dry location protected from sunlight.
- f) The LED lamp has polarity. Do not deliberately change the direction of the LED lamp in the lampholder.

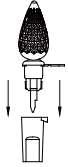
USER SERVICING INSTRUCTIONS

Replace the lamp:

Step 1: Lift up to unsnap locking tab, then pull lamp and plastic base straight out of lampholder.



Step 2: Replace lamp with only 3.6 Volt, 0.072 Watt LED type lamps provided with this product.



If the spare lamps provided with the product have no plastic base or the plastic base does not fit, you have to remove the burnt lamp from the plastic base and replace the new lamp into the plastic base. Straighten the lamp leads of the spare lamp, aiming the lamp cavity to insert the lamp into the plastic base. Both straight lamp leads should go in first. Make sure each lamp lead comes out of the small lead exit opening at the bottom of the plastic base. Bend each lamp lead side ways and upwards such that each lamp lead is closely on each of the narrow side of the bottom section of the plastic base.

CAUTION: Risk of Fire. This product does not contain lamp shunts in order to allow the product to operate if one lamp burns out. Do not replace lamps with other than the spare lamps provided with this product.

CAUTION: Do not mix alkaline, standard (Carbon - Zinc), lithium, or rechargeable (NiCd, NiMH or other type) batteries.

CAUTION: Use only batteries of the same or equivalent type as recommended. Remove all batteries when replacing. Do not dispose of batteries in fire. Batteries are to be inserted with the correct polarity. Exhausted batteries are to be removed from the toy. The supply terminals are not to be short-circuited. Do not dispose of this product as unsorted municipal waste. Collection of such waste separately for special treatment is necessary.

Add 3pcs of AA batteries.

For Indoor and outdoor use .